

The Marie Curie
Palliative Care Institute

LIVERPOOL

The Liverpool Care Pathway for the Dying Patient (LCP) Core Documentation

- *LCP generic document
version 12*
- *Supporting documentation*



Liverpool Care Pathway for the Dying Patient (LCP) supporting care in the last hours or days of life

Introduction

The aim of the LCP continuous quality improvement programme is to translate the excellent model of hospice care for the dying into other health care settings using an integrated care pathway (ICP) for the last hours or days of life.

The implementation of the programme will create a change in the organisation. Recognition of the fundamental aspects of a change management programme is pivotal to success. The Service Improvement Model used at the Marie Curie Palliative Care Institute Liverpool (MCPCIL) is a 4-phased approach incorporating a 10-step continuous quality improvement process for the LCP Programme that can be downloaded from the web site www.mcpcil.org.uk

The LCP generic document is only as good as the teams using it. Using the LCP generic document in any environment therefore requires regular assessment and involves regular reflection, challenge, critical senior decision-making and clinical skill, in the best interest of the patient. A robust continuous learning and teaching programme must underpin the implementation and dissemination of the LCP generic document. The LCP generic version 11 has been reviewed since December 2007 as part of an extensive consultation exercise and the LCP generic version 12 is now available to reflect the feedback from the consultation and latest evidence.

The ethos of the LCP generic document has remained unchanged. In response to the consultation exercise including 2 rounds of the National Care of the Dying Audit – Hospitals (NCDAH), version 12 has greater clarity in key areas particularly communication, nutrition and hydration. Care of the dying patient and their relative or carer can be supported effectively by either version of the LCP. The responsibility for the use of the LCP generic document as part of a continuous quality improvement programme sits within the governance of an organisation underpinned by a robust ongoing education and training programme.

We believe as with any evolving tool or technology that those organisations who are using the LCP generic version 11 will work towards adopting version 12.

LCP CORE DOCUMENTATION	
LCP generic document version 12: <ul style="list-style-type: none">o Relative or carer informationo Algorithm regarding decision makingo Initial assessmento Ongoing assessmento Care after deatho Variance analysis	Supporting information: <ul style="list-style-type: none">o Relative or carer information leafleto Healthcare professional informationo Medication guidanceo Facilities leafleto Coping with dying leafleto Grieving leafleto Helpful reference list

As with all clinical guidelines and pathways the LCP aims to support but does not replace clinical judgement.

**Liverpool Care Pathway for the Dying Patient (LCP)
supporting care in the last hours or days of life**

**Information sheet to be given to the relative or carer following a discussion
regarding the plan of care.**

The doctors and nurses will have explained to you that there has been a change in your relative or friend's condition. They believe that the person you care about is now dying and in the last hours or days of life.

The LCP is a document which supports the doctors and nurses to give the best quality of care. All care will be reviewed regularly.

You and your relative or friend will be involved in the discussion regarding the plan of care with the aim that you fully understand the reasons why decisions are being made. If your relative or friend's condition improves then the plan of care will be reviewed and changed. All decisions will be reviewed regularly. If after a discussion with the doctors and nurses you do not agree with any decisions you may want to ask for a second opinion.

Communication

There are information leaflets available for you as it is sometimes difficult to remember everything at this sad and challenging time. The doctors and nurses will ask you for your contact details, as keeping you updated is a priority.

Medication

Medicine that is not helpful at this time may be stopped and new medicines prescribed. Medicines for symptom control will only be given when needed, at the right time and just enough and no more than is needed to help the symptom.

Comfort

The doctors and nurses will not want to interrupt your time with your relative or friend. They will make sure that as far as possible any needs at this time are met. Please let them know if you feel those needs are not being met, for whatever reason.

You can support care in important ways such as spending time together, sharing memories and news of family and friends.



Information sheet to be given to the relative or carer continued:

Reduced need for food and drink

Loss of interest in and a reduced need for food and drink is part of the normal dying process. When a person stops eating & drinking it can be hard to accept even when we know they are dying. Your relative or friend will be supported to eat and drink for as long as possible. If they cannot take fluids by mouth, fluids given by a drip may be considered.

Fluids given by a drip will only be used where it is helpful and not harmful. This decision will be explained to your relative or friend if possible and to you.

Good mouth care is very important at this time. The nurses will explain to you how mouth care is given and may ask if you would like to help them give this care.

Caring well for your relative or friend is important to us. Please speak to the doctors or nurses if there are any questions that occur to you, no matter how insignificant you think they may be or how busy the staff may seem. This may all be very unfamiliar to you and we are here to explain, support and care.



We can be reached during daytimes at:.....

Night time at:.....

Other information or contact numbers (e.g. palliative care nurse / district nurse):

.....
.....
.....
.....

This space can be used for you to list any questions you may want to ask the doctors and nurses:

.....
.....
.....
.....



Name: Unit no: Date:

Liverpool Care Pathway for the Dying Patient (LCP) supporting care in the last hours or days of life

Location: (e.g. hospital, ward, care home etc.):.....

As with all clinical guidelines and pathways the LCP aims to support but does not replace clinical judgement

- ❑ The LCP generic document guides and enables healthcare professionals to focus on care in the last hours or days of life. This provides high quality care tailored to the patient's individual needs, when their death is expected.
- ❑ Using the LCP in any environment requires regular assessment and involves regular reflection, challenge, critical senior decision-making and clinical skill, in the best interest of the patient. A robust continuous learning and teaching programme must underpin the use of the LCP.
- ❑ The recognition and diagnosis of dying is always complex; irrespective of previous diagnosis or history. Uncertainty is an integral part of dying. There are occasions when a patient who is thought to be dying lives longer than expected and vice versa. Seek a second opinion or specialist palliative care support as needed.
- ❑ Changes in care at this complex, uncertain time are made in the best interest of the patient and relative or carer and needs to be reviewed regularly by the multidisciplinary team (MDT).
- ❑ Good comprehensive clear communication is pivotal and all decisions leading to a change in care delivery should be communicated to the patient where appropriate and to the relative or carer. The views of all concerned must be listened to and documented.
- ❑ If a goal on the LCP is not achieved this should be coded as a variance. This is not a negative process but demonstrates the individual nature of the patient's condition based on their particular needs, your clinical judgement and the needs of the relative or carer.
- ❑ The LCP does not preclude the use of clinically assisted nutrition or hydration or antibiotics. All clinical decisions must be made in the patient's best interest.
- ❑ A blanket policy of clinically assisted (artificial) nutrition or hydration, or of no clinically assisted (artificial) hydration, is ethically indefensible and in the case of patients lacking capacity prohibited under the Mental Capacity Act (2005).
- ❑ For the purpose of this LCP generic version 12 document - The term best interest includes medical, physical, emotional, social and spiritual and all other factors relevant to the patient's welfare.

The patient will be assessed regularly and a formal full MDT review must be undertaken every 3 days.

The responsibility for the use of the LCP generic document as part of a continuous quality improvement programme sits within the governance of an organisation and must be underpinned by a robust education and training programme.

References:

Ellershaw and Wilkinson Eds (2003) *Care of the dying: A pathway to excellence*. Oxford: Oxford University Press.
National Institute for Clinical Excellence (2004) *Improving Supportive and Palliative Care for Adults with Cancer*. London, NICE
MCPCIL (2009) *National Care of the Dying Audit Hospitals Generic Report Round 2*. www.mcpcil.org.uk



Name: Unit no: Date:

Algorithm – Decision making in: diagnosing dying & use of the LCP supporting care in the last hours or days of life

Deterioration in the patient’s condition suggests that the patient could be dying

Multidisciplinary team (MDT) assessment

- Is there a potentially reversible cause for the patient’s condition e.g. exclude opioid toxicity, renal failure, hypercalcaemia, infection
- Could the patient be in the last hours or days of life?
- Is Specialist referral needed? e.g. specialist palliative care or a second opinion

Patient is **NOT** diagnosed as dying (in the last hours or days of life)

Patient is diagnosed as dying (in the last hours or days of life)

Review the current plan of care

Patient, relative or carer communication is focused on recognition & understanding that the patient is dying

Discussion with the patient and relative or carer to explain the new or revised plan of care

Discussion with the patient, relative or carer (IMCA as required) to explain the current plan of care & use of the LCP

The Liverpool Care Pathway for the Dying Patient (LCP) is commenced including ongoing regular assessments

A full multidisciplinary team (MDT) reassessment & review of the current plan of care should be triggered when 1 or more of the following apply:

Improved conscious level, functional ability, oral intake, mobility, ability to perform self-care

and or

Concerns expressed regarding management plan from either patient, relative or carer or team member

and or

It is **3 days** since the last **full** multidisciplinary team (MDT) assessment

Always remember that the Specialist Palliative Care Team are there for advice and support, especially if:
Symptom control is difficult and/or if there are difficult communication issues or you need advice or support regarding your care delivery supported by the LCP

Assessment

Clinical Decision

Communication

Management

Reassessment



Name: Unit no: Date:

Section 1 Initial assessment (joint assessment by doctor and nurse)

Diagnosis & Baseline Information

DIAGNOSIS:..... **Co-morbidity:**.....
 Ethnicity:.....
 DOB:..... Age:..... NHS no:..... Female Male

At the time of the assessment is the patient:

In pain	Yes <input type="checkbox"/> No <input type="checkbox"/>	Able to swallow	Yes <input type="checkbox"/> No <input type="checkbox"/>	Confused	Yes <input type="checkbox"/> No <input type="checkbox"/>
Agitated	Yes <input type="checkbox"/> No <input type="checkbox"/>	Continent (bladder)	Yes <input type="checkbox"/> No <input type="checkbox"/>	<i>(record below which is applicable)</i>	
Nauseated	Yes <input type="checkbox"/> No <input type="checkbox"/>	Catheterised	Yes <input type="checkbox"/> No <input type="checkbox"/>	Conscious	<input type="checkbox"/>
Vomiting	Yes <input type="checkbox"/> No <input type="checkbox"/>	Continent (bowels)	Yes <input type="checkbox"/> No <input type="checkbox"/>	Semi-conscious	<input type="checkbox"/>
Dyspnoeic	Yes <input type="checkbox"/> No <input type="checkbox"/>	Constipated	Yes <input type="checkbox"/> No <input type="checkbox"/>	Unconscious	<input type="checkbox"/>
Experiencing respiratory tract secretions			Yes <input type="checkbox"/> No <input type="checkbox"/>		
Experiencing other symptoms (e.g. oedema, itch)			Yes <input type="checkbox"/> No <input type="checkbox"/>		

Communication

Goal 1.1: The patient is able to take a full and active part in communication. Achieved Variance Unconscious

Barriers that have the potential to prevent communication have been assessed
 First language..... Other issues identified.....
 Consider need for an interpreter: (contact no)
 Other barriers to communication.....
 Consider: Hearing, vision, speech, learning disabilities, dementia (use of assessment tools) neurological conditions and confusion
 The relative or carer may know how specific signs indicate distress if the patient is unable to articulate their own concerns
Does the patient have:
 An advance care plan?
 An expressed wish for organ/tissue donation?
 An advance decision to refuse treatment (ADRT)?
 Does the patient have the capacity to make their own decisions on their own treatment at this moment in time?
 consider the support of an IMCA – if required document below:
 Comments:.....

Goal 1.2: The relative or carer is able to take a full and active part in communication Achieved Variance

First language..... Other Issues identified.....
 Consider need for an interpreter (contact no):.....
 Other barriers to communication:.....

Goal 1.3: The patient is aware that they are dying Achieved Variance Unconscious

Goal 1.4: The relative or carer is aware that the patient is dying Achieved Variance

Goal 1.5: The Clinical team have up to date contact information for the relative or carer as documented below Achieved Variance

1st contact name:.....
 Relationship to the patient:..... Tel no:..... Mobile no:.....
 When to contact: At any time Not at night-time Staying with the patient overnight

2nd contact:.....
 Relationship to the patient:..... Tel no:..... Mobile no:.....
 When to contact: At any time Not at night-time Staying with patient the overnight

Next of kin - this may be different from above N/A **Lasting Power of Attorney (LPA) (if applicable)** N/A

Name:..... Name:.....
 Contact details:..... Contact details:.....



Name: Unit no: Date:

Section 1 Initial assessment (joint assessment by doctor and nurse)	
Facilities	<p>Goal 2: The relative or carer has had a full explanation of the facilities available to them and a facilities leaflet has been given Achieved <input type="checkbox"/> Variance <input type="checkbox"/></p> <p>Facilities may include: car parking, toilet, bathroom facilities, beverages, payphone, accomodation</p>
Spirituality	<p>Goal 3.1: The patient is given the opportunity to discuss what is important to them at this time eg. their wishes, feelings, faith , beliefs, values Achieved <input type="checkbox"/> Variance <input type="checkbox"/> Unconscious <input type="checkbox"/></p> <p>Patient may be anxious for self or others. Consider specific religious and cultural needs</p> <p>Consider music, art, poetry, reading, photographs, something that has been important to the belief system or the well-being of the patient</p> <p>Did the patient take the opportunity to discuss the above Yes <input type="checkbox"/> No <input type="checkbox"/> Unconscious <input type="checkbox"/></p> <p>Religious tradition identified, please specify:</p> <p>Support of the chaplaincy team offered Yes <input type="checkbox"/> No <input type="checkbox"/></p> <p>If no give reason:</p> <p>In-house support Tel/bleep no: Name: Date/time:</p> <p>External support Tel/bleep no: Name: Date/time:</p> <p>Needs now:</p> <p>.....</p> <p>.....</p> <p>Needs at death:</p> <p>.....</p> <p>Needs after death:</p> <p>.....</p> <p>.....</p> <p>Goal 3.2: The relative or carer is given the opportunity to discuss what is important to them at this time e.g. their wishes, feelings, faith, beliefs, values Achieved <input type="checkbox"/> Variance <input type="checkbox"/></p> <p>Comments.....</p> <p>.....</p> <p>.....</p> <p>Did the relative or carer take the opportunity to discuss the above Yes <input type="checkbox"/> No <input type="checkbox"/></p>
Medication	<p>Goal 4.1: The patient has medication prescribed on a prn basis for all of the following 5 symptoms which may develop in the last hours or days of life Achieved <input type="checkbox"/> Variance <input type="checkbox"/></p> <p>Pain <input type="checkbox"/></p> <p>Agitation <input type="checkbox"/></p> <p>Respiratory tract secretions <input type="checkbox"/></p> <p>Nausea / Vomiting <input type="checkbox"/></p> <p>Dyspnoea <input type="checkbox"/></p> <p>Anticipatory prescribing in this manner will ensure that there is no delay in responding to a symptom if it occurs</p> <p>Current Medication assessed and non essentials discontinued</p> <p>Medicines for symptom control will only be given when needed, at the right time and just enough and no more than is needed to help the symptom</p> <p>Goal 4.2: Equipment is available for the patient to support a continuous subcutaneous infusion (CSCI) of medication where required Achieved <input type="checkbox"/> Variance <input type="checkbox"/> Already in place <input type="checkbox"/> Not required <input type="checkbox"/></p> <p>If a CSCI is to be used explain the rationale to the patient, relative or carer. Not all patients who are dying will require a CSCI</p>



Name: Unit no: Date:

Section 1 Initial assessment (joint assessment by doctor and nurse)																															
Current Interventions	Goal 5.1: The patient's need for current interventions has been reviewed by the MDT Achieved <input type="checkbox"/> Variance <input type="checkbox"/>																														
	<table border="1" style="width: 100%; border-collapse: collapse; text-align: center;"> <thead> <tr> <th style="width: 40%;"></th> <th style="width: 15%;">Currently not being taken/ or given</th> <th style="width: 15%;">Discontinued</th> <th style="width: 15%;">Continued</th> <th style="width: 15%;">Commenced</th> </tr> </thead> <tbody> <tr> <td style="text-align: left;">5a: Routine blood tests</td> <td><input type="checkbox"/></td> <td><input type="checkbox"/></td> <td><input type="checkbox"/></td> <td></td> </tr> <tr> <td style="text-align: left;">5b: Intravenous antibiotics</td> <td><input type="checkbox"/></td> <td><input type="checkbox"/></td> <td><input type="checkbox"/></td> <td><input type="checkbox"/></td> </tr> <tr> <td style="text-align: left;">5c: Blood glucose monitoring</td> <td><input type="checkbox"/></td> <td><input type="checkbox"/></td> <td><input type="checkbox"/></td> <td></td> </tr> <tr> <td style="text-align: left;">5d: Recording of routine vital signs</td> <td><input type="checkbox"/></td> <td><input type="checkbox"/></td> <td><input type="checkbox"/></td> <td></td> </tr> <tr> <td style="text-align: left;">5e: Oxygen therapy</td> <td><input type="checkbox"/></td> <td><input type="checkbox"/></td> <td><input type="checkbox"/></td> <td><input type="checkbox"/></td> </tr> </tbody> </table>		Currently not being taken/ or given	Discontinued	Continued	Commenced	5a: Routine blood tests	<input type="checkbox"/>	<input type="checkbox"/>	<input type="checkbox"/>		5b: Intravenous antibiotics	<input type="checkbox"/>	<input type="checkbox"/>	<input type="checkbox"/>	<input type="checkbox"/>	5c: Blood glucose monitoring	<input type="checkbox"/>	<input type="checkbox"/>	<input type="checkbox"/>		5d: Recording of routine vital signs	<input type="checkbox"/>	<input type="checkbox"/>	<input type="checkbox"/>		5e: Oxygen therapy	<input type="checkbox"/>	<input type="checkbox"/>	<input type="checkbox"/>	<input type="checkbox"/>
		Currently not being taken/ or given	Discontinued	Continued	Commenced																										
	5a: Routine blood tests	<input type="checkbox"/>	<input type="checkbox"/>	<input type="checkbox"/>																											
5b: Intravenous antibiotics	<input type="checkbox"/>	<input type="checkbox"/>	<input type="checkbox"/>	<input type="checkbox"/>																											
5c: Blood glucose monitoring	<input type="checkbox"/>	<input type="checkbox"/>	<input type="checkbox"/>																												
5d: Recording of routine vital signs	<input type="checkbox"/>	<input type="checkbox"/>	<input type="checkbox"/>																												
5e: Oxygen therapy	<input type="checkbox"/>	<input type="checkbox"/>	<input type="checkbox"/>	<input type="checkbox"/>																											
5.2: The patient has a Do Not Attempt Cardiopulmonary Resuscitation Order in place Achieved <input type="checkbox"/> Variance <input type="checkbox"/> Please complete the appropriate associated documentation according to policy and procedure Explain to the patient, relative or carer as appropriate																															
5.3: Implantable Cardioverter Defibrillator (ICD) is deactivated Achieved <input type="checkbox"/> Variance <input type="checkbox"/> No ICD in place <input type="checkbox"/> Contact the patient's cardiologist. Refer to the ECG technician & refer to local/ regional - policy/procedure. Information leaflet given to the patient, relative or carer as appropriate																															
Nutrition	Goal 6: The need for clinically assisted (artificial) nutrition is reviewed by the MDT Achieved <input type="checkbox"/> Variance <input type="checkbox"/> The patient should be supported to take food by mouth for as long as tolerated For many patients the use of clinically assisted (artificial) nutrition will not be required A reduced need for food is part of the normal dying process If clinically assisted (artificial) nutrition is already in place please record route NG <input type="checkbox"/> PEG/PEJ <input type="checkbox"/> NJ <input type="checkbox"/> TPN <input type="checkbox"/> Is clinically assisted (artificial) nutrition Not required <input type="checkbox"/> Discontinued <input type="checkbox"/> Continued <input type="checkbox"/> Consider reduction in rate / volume according to individual need if nutritional support is in place Explain the plan of care to the patient where appropriate, and to the relative or carer																														
Hydration	Goal 7: The need for clinically assisted (artificial) hydration is reviewed by the MDT Achieved <input type="checkbox"/> Variance <input type="checkbox"/> The patient should be supported to take fluids by mouth for as long as tolerated For many patients the use of clinically assisted (artificial) hydration will not be required A reduced need for fluids is part of the normal dying process Symptoms of thirst / dry mouth do not always indicate dehydration but are often due to mouth breathing or medication. Good mouth care is essential If clinically assisted (artificial) hydration is already in place please record route IV <input type="checkbox"/> S/C <input type="checkbox"/> PEG/PEJ <input type="checkbox"/> NG <input type="checkbox"/> Is clinically assisted (artificial) hydration Not required <input type="checkbox"/> Discontinued <input type="checkbox"/> Continued <input type="checkbox"/> Commenced <input type="checkbox"/> Consider reduction in rate / volume according to individual need if hydration support is in place. If required consider the s/c route Explain the plan of care to the patient where appropriate, and the relative or carer																														
Skin Care	Goal 8: The patient's skin integrity is assessed Achieved <input type="checkbox"/> Variance <input type="checkbox"/> The aim is to prevent pressure ulcers or further deterioration if a pressure ulcer is present. Use a recognised risk assessment tool e.g. Waterlow / Braden to support clinical judgement. The frequency of repositioning should be determined by skin inspection, assessment and the patient's individual needs. Consider the use of special aids (mattress / bed) Record the plan of care on the initial assessment MDT sheet where appropriate																														
Explanation of the plan of care	Goal 9.1: A full explanation of the current plan of care (LCP) is given to the patient Achieved <input type="checkbox"/> Variance <input type="checkbox"/> Unconscious <input type="checkbox"/>																														
	Goal 9.2: A full explanation of the current plan of care (LCP) is given to the relative or carer Achieved <input type="checkbox"/> Variance <input type="checkbox"/> Name of relative or carer(s) present and relationship to the patient: Names of healthcare professionals present: Information sheet at front of the LCP or equivalent relative or carer information leaflet given Yes <input type="checkbox"/> No <input type="checkbox"/> Parents or carer should be given or have access to age appropriate advice and information to support children/adolescents																														
	Goal 9.3: The LCP Coping with dying leaflet or equivalent is given to the relative or carer Achieved <input type="checkbox"/> Variance <input type="checkbox"/>																														
	Goal 9.4: The patient's primary health care team / GP practice is notified that the patient is dying Achieved <input type="checkbox"/> Variance <input type="checkbox"/> G.P practice to be contacted if unaware that the patient is dying, message can be left or sent via a secure fax																														
	If you have recorded a variance against any of the goals of care please record on the variance sheet, see page 8																														



Name: Unit no: Date:

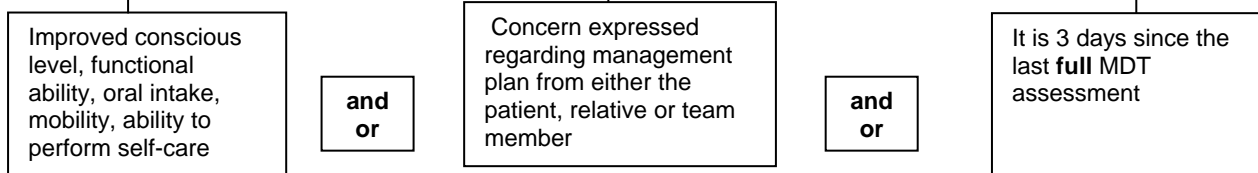
Variance analysis sheet for initial assessment		
What variance occurred & why? (what was the issue?)	Action taken (what did you do?)	Outcome (did this solve the issue?)
<p><i>Goal:</i></p> <p><i>Signature:</i>..... <i>Date / Time:</i>.....</p>	 <p><i>Signature:</i>..... <i>Date / Time:</i>.....</p>	 <p><i>Signature:</i>..... <i>Date / Time:</i>.....</p>
<p><i>Goal:</i></p> <p><i>Signature:</i>..... <i>Date / Time:</i>.....</p>	 <p><i>Signature:</i>..... <i>Date / Time:</i>.....</p>	 <p><i>Signature:</i>..... <i>Date / Time:</i>.....</p>
<p><i>Goal:</i></p> <p><i>Signature:</i>..... <i>Date / Time:</i>.....</p>	 <p><i>Signature:</i>..... <i>Date / Time:</i>.....</p>	 <p><i>Signature:</i>..... <i>Date / Time:</i>.....</p>
<p><i>Goal:</i></p> <p><i>Signature:</i>..... <i>Date / Time:</i>.....</p>	 <p><i>Signature:</i>..... <i>Date / Time:</i>.....</p>	 <p><i>Signature:</i>..... <i>Date / Time:</i>.....</p>
<p><i>Goal:</i></p> <p><i>Signature:</i>..... <i>Date / Time:</i>.....</p>	 <p><i>Signature:</i>..... <i>Date / Time:</i>.....</p>	 <p><i>Signature:</i>..... <i>Date / Time:</i>.....</p>



Name: Unit no: Date:

Section 2 Ongoing assessment of the plan of care – LCP DAY.....

Undertake an MDT assessment & review of the current management plan if:



Consider the support of the specialist palliative care team and/or a second opinion as required. Document all reassessment dates and times on page 3

Codes to be recorded at each timed assessment (a moment in time) A= Achieved V = Variance (exception reporting)

Record an A or a V not a signature	0400	0800	1200	1600	2000	2400
Goal a: The patient does not have pain Verbalised by patient if conscious, pain free on movement. Observe for non-verbal cues. Consider need for positional change. Use a pain assessment tool if appropriate. Consider prn analgesia for incident pain						
Goal b: The patient is not agitated Patient does not display signs of restlessness or distress, exclude reversible causes e.g. retention of urine, opioid toxicity						
Goal c: The patient does not have respiratory tract secretions Consider positional change. Discuss symptoms & plan of care with patient, relative or carer Medication to be given as soon as symptom occurs						
Goal d: The patient does not have nausea Verbalised by patient if conscious						
Goal e: The patient is not vomiting						
Goal f: The patient is not breathless Verbalised by patient if conscious, consider positional change. Use of a fan may be helpful						
Goal g: The patient does not have urinary problems Use of pads, urinary catheter as required						
Goal h: The patient does not have bowel problems Monitor – constipation / diarrhoea. Monitor skin integrity Bowels last opened:						
Goal i: The patient does not have other symptoms Record symptom here..... <i>If no other symptoms present please record N/A</i>						
Goal j: The patient's comfort & safety regarding the administration of medication is maintained If CSCI in place – monitoring sheet in progress S/C butterfly in place if needed for prn medication location:..... The patient is only receiving medication that is beneficial at this time. <i>If no medication required please record N/A</i>						



Name: Unit no: Date:

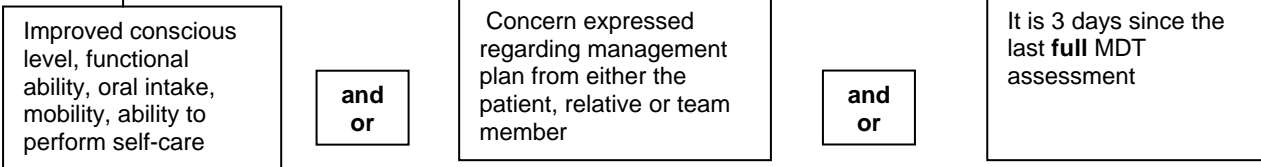
Section 2 Ongoing assessment of the plan of care – LCP continued DAY....						
Codes to be recorded at each timed assessment (a moment in time) A= Achieved V = Variance (exception reporting)						
	0400	0800	1200	1600	2000	2400
<p>Goal k: The patient receives fluids to support their individual needs The patient is supported to take oral fluids / thickened fluids for as long as tolerated. Monitor for signs of aspiration and/or distress. If symptomatically dehydrated & not deemed futile, consider clinically assisted (artificial) hydration if in the patient's best interest. If in place monitor & review rate/volume. Explain the plan of care with the patient and relative or carer</p>						
<p>Goal l: The patient's mouth is moist and clean See mouth care policy. Relative or carer involved in care giving as appropriate. Mouth care tray at the bedside</p>						
<p>Goal m: The patient's skin integrity is maintained Assessment, cleansing, positioning, use of special aids (mattress / bed). The frequency of repositioning should be determined by skin inspection and the patient's individual needs. <i>Waterlow / Brade score:</i></p>						
<p>Goal n: The patient's personal hygiene needs are met Skin care, wash, eye care, change of clothing according to individual needs. Relative or carer involved in care giving as appropriate</p>						
<p>Goal o: The patient receives their care in a physical environment adjusted to support their individual needs Well fitting curtains, screens, clean environment, sufficient space at bedside, consider fragrance, silence, music, light, dark, pictures, photographs, nurse call bell accessible</p>						
<p>Goal p: The patient's psychological well-being is maintained Staff just being at the bedside can be a sign of support and caring. Respectful verbal and non-verbal communication, use of listening skills, information and explanation of care given. Use of touch if appropriate. Spiritual/religious/cultural needs – consider support of the chaplaincy team</p>						
<p>Goal q: The well-being of the relative or carer attending the patient is maintained Just being at the bedside can be a sign of support and caring. Consider spiritual/religious/cultural needs, expressions may be unfamiliar to the healthcare professional but normal for the relative or carer – support of chaplaincy team may be helpful. Listen & respond to worries/fears. Age appropriate advice & information to support children/adolescents available to parents or carers. Allow the opportunity to reminisce. Offer a drink</p>						
Signature of the person making the assessment						
Signature of the registered nurse per shift	Night	Early		Late		Night



Name: Unit no: Date:

Section 2 Ongoing assessment of the plan of care – LCP DAY.....

Undertake an MDT assessment & review of the current management plan if:



Consider the support of the specialist palliative care team and/or a second opinion as required. Document all reassessment dates and times on page 3

Codes to be recorded at each timed assessment (a moment in time) A= Achieved V = Variance (exception reporting)

Record an A or a V not a signature	0400	0800	1200	1600	2000	2400
Goal a: The patient does not have pain Verbalised by patient if conscious, pain free on movement. Observe for non-verbal cues. Consider need for positional change. Use a pain assessment tool if appropriate. Consider prn analgesia for incident pain						
Goal b: The patient is not agitated Patient does not display signs of restlessness or distress, exclude reversible causes e.g. retention of urine, opioid toxicity						
Goal c: The patient does not have respiratory tract secretions Consider positional change. Discuss symptoms & plan of care with patient, relative or carer Medication to be given as soon as symptom occurs						
Goal d: The patient does not have nausea Verbalised by patient if conscious						
Goal e: The patient is not vomiting						
Goal f: The patient is not breathless Verbalised by patient if conscious, consider positional change. Use of a fan may be helpful						
Goal g: The patient does not have urinary problems Use of pads, urinary catheter as required						
Goal h: The patient does not have bowel problems Monitor – constipation / diarrhoea. Monitor skin integrity Bowels last opened:						
Goal i: The patient does not have other symptoms Record symptom here..... <i>If no other symptoms present please record N/A</i>						
Goal j: The patient's comfort & safety regarding the administration of medication is maintained If CSCI in place – monitoring sheet in progress S/C butterfly in place if needed for prn medication location:..... The patient is only receiving medication that is beneficial at this time. <i>If no medication required please record N/A</i>						



Name: Unit no: Date:

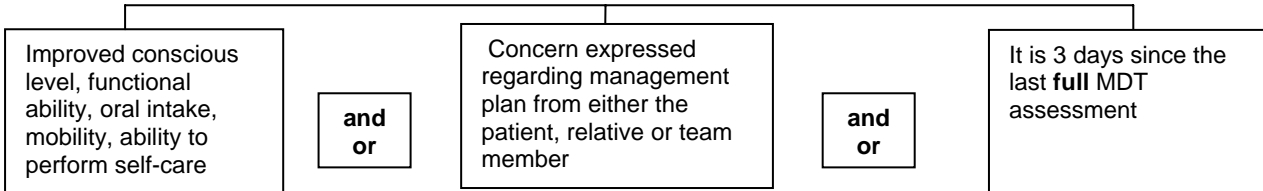
Section 2 Ongoing assessment of the plan of care – LCP continued DAY....						
Codes to be recorded at each timed assessment (a moment in time) A= Achieved V = Variance (exception reporting)						
	0400	0800	1200	1600	2000	2400
<p>Goal k: The patient receives fluids to support their individual needs The patient is supported to take oral fluids / thickened fluids for as long as tolerated. Monitor for signs of aspiration and/or distress. If symptomatically dehydrated & not deemed futile, consider clinically assisted (artificial) hydration if in the patient's best interest. If in place monitor & review rate/volume. Explain the plan of care with the patient and relative or carer</p>						
<p>Goal l: The patient's mouth is moist and clean See mouth care policy. Relative or carer involved in care giving as appropriate. Mouth care tray at the bedside</p>						
<p>Goal m: The patient's skin integrity is maintained Assessment, cleansing, positioning, use of special aids (mattress / bed). The frequency of repositioning should be determined by skin inspection and the patient's individual needs. <i>Waterlow / Brade score:</i></p>						
<p>Goal n: The patient's personal hygiene needs are met Skin care, wash, eye care, change of clothing according to individual needs. Relative or carer involved in care giving as appropriate</p>						
<p>Goal o: The patient receives their care in a physical environment adjusted to support their individual needs Well fitting curtains, screens, clean environment, sufficient space at bedside, consider fragrance, silence, music, light, dark, pictures, photographs, nurse call bell accessible</p>						
<p>Goal p: The patient's psychological well-being is maintained Staff just being at the bedside can be a sign of support and caring. Respectful verbal and non-verbal communication, use of listening skills, information and explanation of care given. Use of touch if appropriate. Spiritual/religious/cultural needs – consider support of the chaplaincy team</p>						
<p>Goal q: The well-being of the relative or carer attending the patient is maintained Just being at the bedside can be a sign of support and caring. Consider spiritual/religious/cultural needs, expressions may be unfamiliar to the healthcare professional but normal for the relative or carer – support of chaplaincy team may be helpful. Listen & respond to worries/fears. Age appropriate advice & information to support children/adolescents available to parents or carers. Allow the opportunity to reminisce. Offer a drink</p>						
Signature of the person making the assessment						
Signature of the registered nurse per shift	Night	Early		Late		Night



Name: Unit no: Date:

Section 2 Ongoing assessment of the plan of care – LCP DAY.....

Undertake an MDT assessment & review of the current management plan if:



Consider the support of the specialist palliative care team and/or a second opinion as required. Document all reassessment dates and times on page 3

Codes to be recorded at each timed assessment (a moment in time) A= Achieved V = Variance (exception reporting)

Record an A or a V not a signature	0400	0800	1200	1600	2000	2400
Goal a: The patient does not have pain Verbalised by patient if conscious, pain free on movement. Observe for non-verbal cues. Consider need for positional change. Use a pain assessment tool if appropriate. Consider prn analgesia for incident pain						
Goal b: The patient is not agitated Patient does not display signs of restlessness or distress, exclude reversible causes e.g. retention of urine, opioid toxicity						
Goal c: The patient does not have respiratory tract secretions Consider positional change. Discuss symptoms & plan of care with patient, relative or carer Medication to be given as soon as symptom occurs						
Goal d: The patient does not have nausea Verbalised by patient if conscious						
Goal e: The patient is not vomiting+						
Goal f: The patient is not breathless Verbalised by patient if conscious, consider positional change. Use of a fan may be helpful						
Goal g: The patient does not have urinary problems Use of pads, urinary catheter as required						
Goal h: The patient does not have bowel problems Monitor – constipation / diarrhoea. Monitor skin integrity Bowels last opened:						
Goal i: The patient does not have other symptoms Record symptom here..... <i>If no other symptoms present please record N/A</i>						
Goal j: The patient's comfort & safety regarding the administration of medication is maintained If CSCI in place – monitoring sheet in progress S/C butterfly in place if needed for prn medication location: The patient is only receiving medication that is beneficial at this time. <i>If no medication required please record N/A</i>						



Name: Unit no: Date:

Section 2 Ongoing assessment of the plan of care – LCP continued DAY....						
Codes to be recorded at each timed assessment (a moment in time) A= Achieved V = Variance (exception reporting)						
	0400	0800	1200	1600	2000	2400
<p>Goal k: The patient receives fluids to support their individual needs The patient is supported to take oral fluids / thickened fluids for as long as tolerated. Monitor for signs of aspiration and/or distress. If symptomatically dehydrated & not deemed futile, consider clinically assisted (artificial) hydration if in the patient's best interest. If in place monitor & review rate/volume. Explain the plan of care with the patient and relative or carer</p>						
<p>Goal l: The patient's mouth is moist and clean See mouth care policy. Relative or carer involved in care giving as appropriate. Mouth care tray at the bedside</p>						
<p>Goal m: The patient's skin integrity is maintained Assessment, cleansing, positioning, use of special aids (mattress / bed). The frequency of repositioning should be determined by skin inspection and the patient's individual needs. <i>Waterlow / Brade score:</i></p>						
<p>Goal n: The patient's personal hygiene needs are met Skin care, wash, eye care, change of clothing according to individual needs. Relative or carer involved in care giving as appropriate</p>						
<p>Goal o: The patient receives their care in a physical environment adjusted to support their individual needs Well fitting curtains, screens, clean environment, sufficient space at bedside, consider fragrance, silence, music, light, dark, pictures, photographs, nurse call bell accessible</p>						
<p>Goal p: The patient's psychological well-being is maintained Staff just being at the bedside can be a sign of support and caring. Respectful verbal and non-verbal communication, use of listening skills, information and explanation of care given. Use of touch if appropriate. Spiritual/religious/cultural needs – consider support of the chaplaincy team</p>						
<p>Goal q: The well-being of the relative or carer attending the patient is maintained Just being at the bedside can be a sign of support and caring. Consider spiritual/religious/cultural needs, expressions may be unfamiliar to the healthcare professional but normal for the relative or carer – support of chaplaincy team may be helpful. Listen & respond to worries/fears. Age appropriate advice & information to support children/adolescents available to parents or carers. Allow the opportunity to reminisce. Offer a drink</p>						
Signature of the person making the assessment						
Signature of the registered nurse per shift	Night	Early		Late		Night



Name: Unit no: Date:

Section 3 Care after death

Verification of death

Time of the patient's death recorded by the healthcare professional in the organisation:.....
 Date of patient's death:/...../.....
 Verified by doctor Verified by senior nurse Date / time verified:.....
 Cause of death.....
Details of healthcare professional who verified death
 Name: (please print) Signature: Bleep No:.....
 Comments:
 Persons present at time of death:.....
 Relative or carer present at time of death: Yes No If not present, have the relative or carer been notified Yes No
 Name of person informed:..... Relationship to the patient:.....
 Contact number:.....
 Is the coroner likely to be involved: Yes No
 Consultant /GP:..... Doctor:..... Bleep No:..... Tel No:.....

Patient Care Dignity	Goal 10: last offices are undertaken according to policy and procedure Achieved <input type="checkbox"/> Variance <input type="checkbox"/>
	The patient is treated with respect and dignity whilst last offices are undertaken Universal precautions & local policy and procedures including infection risk adhered to Spiritual, religious, cultural rituals / needs met Organisational policy followed for the management of ICD's, where appropriate Organisational policy followed for the management & storage of patient's valuables and belongings

Relative or Carer Information	Goal 11: The relative or carer can express an understanding of what they will need to do next and are given relevant written information Achieved <input type="checkbox"/> Variance <input type="checkbox"/>
	Conversation with relative or carer explaining the next steps Grieving leaflet given Yes <input type="checkbox"/> No <input type="checkbox"/> DWP1027 (England & Wales) or equivalent is given Yes <input type="checkbox"/> No <input type="checkbox"/> Information given regarding how and when to contact the bereavement office / general office / funeral director to make an appointment – regarding the death certificate and patient's valuables and belongings where appropriate Wishes regarding tissue/organ donation discussed Discuss as appropriate: viewing the body / the need for a post mortem / the need for removal of cardiac devices / the need for a discussion with the coroner Information given to families on child bereavement services where appropriate – national & local agencies

Organisation Information	Goal 12.1 : The primary health care team / GP is notified of the patient's death Achieved <input type="checkbox"/> Variance <input type="checkbox"/>
	The primary health care team / GP may have known this patient very well and other relatives or carers may be registered with the same GP. telephone or fax the GP practice
	Goal 12.2 : The patient's death is communicated to appropriate services across the organisation Achieved <input type="checkbox"/> Variance <input type="checkbox"/>
	e.g. Bereavement office / general office / palliative care team / district nursing team / community matron (where appropriate) are informed of the death The patient's death is entered on the organisations IT system

Healthcare professional signature:.....
Date:..... **Time:**.....

Please record any variance on the variance sheet overleaf

Section 3 Care after death MDT progress notes - record any significant issues not reflected above

Date	



Name: Unit no: Date:

Variance analysis sheet for section 2 and 3 of the LCP		
What variance occurred & why? (what was the issue?)	Action taken (what did you do?)	Outcome (did this solve the issue?)
Goal: Signature:..... Date / Time:.....	Signature:..... Date / Time:.....	Signature:..... Date / Time:.....
Goal: Signature:..... Date / Time:.....	Signature:..... Date / Time:.....	Signature:..... Date / Time:.....
Goal: Signature:..... Date / Time:.....	Signature:..... Date / Time:.....	Signature:..... Date / Time:.....
Goal: Signature:..... Date / Time:.....	Signature:..... Date / Time:.....	Signature:..... Date / Time:.....
Goal: Signature:..... Date / Time:.....	Signature:..... Date / Time:.....	Signature:..... Date / Time:.....



Name: Unit no: Date:

Variance analysis sheet for section 2 and 3 of the LCP		
What variance occurred & why? (what was the issue?)	Action taken (what did you do?)	Outcome (did this solve the issue?)
Goal: Signature:..... Date / Time:.....	Signature:..... Date / Time:.....	Signature:..... Date / Time:.....
Goal: Signature:..... Date / Time:.....	Signature:..... Date / Time:.....	Signature:..... Date / Time:.....
Goal: Signature:..... Date / Time:.....	Signature:..... Date / Time:.....	Signature:..... Date / Time:.....
Goal: Signature:..... Date / Time:.....	Signature:..... Date / Time:.....	Signature:..... Date / Time:.....
Goal: Signature:..... Date / Time:.....	Signature:..... Date / Time:.....	Signature:..... Date / Time:.....

LCP supporting information

All documents/leaflets listed below can be viewed and ordered via our Marie Curie Palliative Care Institute Liverpool website <http://www.mcpcil.org.uk>

- **Relative & Carer LCP information leaflet**
<http://www.mcpcil.org.uk/liverpool-care-pathway/documentation-lcp.htm>
- **Healthcare professional LCP information**
<http://www.mcpcil.org.uk/liverpool-care-pathway/index.htm>
- **Medication guidance - See an example of a locally designed medication guidance document at:**
<http://www.mcpcil.org.uk/liverpool-care-pathway/documentation-lcp.htm> Each organisation should produce their own medication guidance in support of the LCP in accordance to local medicine management group, policy/procedures in liaison with specialist palliative care colleagues
- **Facilities leaflet - Organisations need to design their own leaflet to reflect local facilities within the environment** Content may include - car parking, public transport, refreshments, cash machine. pay phone, accommodation, chaplaincy support
- **Coping with dying leaflet**
<http://www.mcpcil.org.uk/liverpool-care-pathway/documentation-lcp.htm>
- **Grieving leaflet - Organisations need to design their own leaflet to reflect local service availability within the environment and health economy** Content may include what does grieving feel like, things to consider, signposting to local & national organisations
- **Helpful references document**
<http://www.mcpcil.org.uk/liverpool-care-pathway/research.htm>
- **LCP supporting information customer order form**
<http://www.mcpcil.org.uk/liverpool-care-pathway/order-publications.htm>
- **Example of section 2 ongoing assessment sheet for a non inpatient setting, where registered (trained) nursing care is not available 24 hrs per day e.g. patient's own home or residential care / community setting** <http://www.mcpcil.org.uk/liverpool-care-pathway/documentation-lcp.htm>